

DIVUS CIRCLE \varnothing 240mm



DATASHEET: DECEMBER 2019

DIVUS CIRCLE
VER.2

DIVUS CIRCLE

OUTDOOR INTERCOM STATION FOR WALL MOUNT TECHNICAL DATA

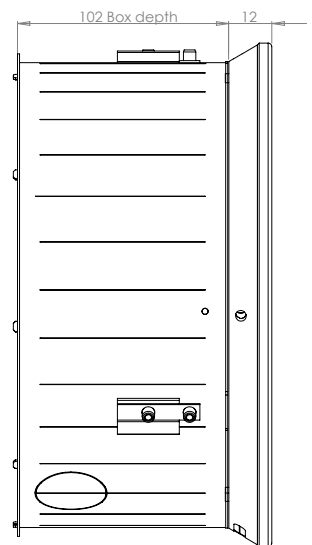
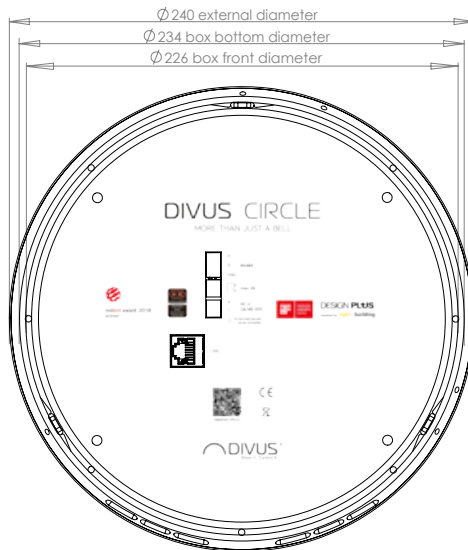
DIVUS CIRCLE

FUNCTIONALITIES

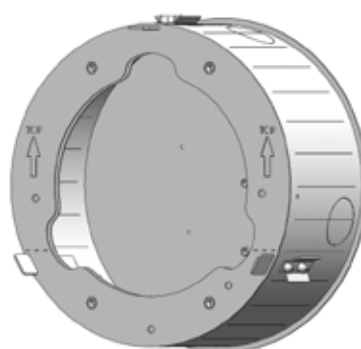
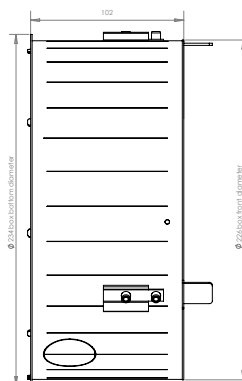
Main functions	Voice communication over SIP/VoIP IP cam video streaming via RTSP (H.264) Callee selection over touch screen Optional: RFID reader (opens door over card / badge) Door opening over key code on touch screen Access scheduling Day / night profiles Customizable user interface and logo RGB LED light ring for illumination and function signalling
----------------	--

DIMENSIONS

DIVUS CIRCLE	Glass external diameter Depth (from wall) with glass thickness (4mm)	240 mm 12 mm
--------------	---	-----------------



Wall mounting box (flush)	Depth Diameter-box bottom Diameter-box front side Cable hole diameter	102 mm 234 mm 226 mm 34 mm
Mount box béton brut (flush)	Depth Diameter-box bottom Diameter-box front side Cable hole diameter	125 mm 234 mm 226 mm 34 mm





DIVUS CIRCLE

OUTDOOR INTERCOM STATION FOR WALL MOUNT

TECHNICAL DATA

DIVUS CIRCLE	
DESIGN	
	Compact device for wall mount with 7" Touchscreen; noiseless and without any rotating part, low power consumption. Smooth black circular glass surface. Aluminium back case
Housing	Metal barrel for flush-mounting
Protection	IP53 in conjunction with suitable housings / no direct sunlight
ENVIRONMENT CONDITIONS (in protected outdoor areas with no direct sunlight)	
Temperature	-15°C to +40°C max.
Relative humidity	15% to 80%
POWER SUPPLY VOLTAGE	
Power Supply Voltage	24/48 VDC (min.1,6A - min.0,8A)
Current ratings - max:	700 mA @ 48 VDC
Current ratings - idle:	350 mA @ 48 VDC
CONNECTIVITY	
	1x RJ45 ethernet 1x RS485 serial interface (connects to the I/O-MODULE) 1x Relay Output (max. 2A)
CAMERA	
Sensor	1/3 CMOS sensor
Resolution	1920x1080. 1-25 fps
	Night vision with IR LEDs
Lens	Wide-angle fish-eye lens; 1,7 mm, f 1/2,5"
Coding Format	H.264
AUDIO	
Inout/output	Microphone and loudspeaker (10W)
Built-in functions	Acoustic echo cancelling, full duplex
DISPLAY	
Hardware	7" LCD touch display
LCD brightness	500 cd/m ² Automatically adjusted brightness
LCD resolution	WSVGA (1024*600)
Touch interface	Projected capacitive



DIVUS CIRCLE

OUTDOOR INTERCOM STATION FOR WALL MOUNT TECHNICAL DATA

DIVUS CIRCLE	
RFID OPTIONAL	
Standard	Mifare / ISO 14443A
Frequency	13,56 MHz
LUX SENSOR	
	Photodiode
RADAR	
	24GHz ISM Band - up to 4 m
PROXIMITY SENSOR	
Detection Range	10 cm ÷ 50 cm
RGB LED	
Luminosity Intensity	surrounding ring of 48 RGB LEDs; luminance on white: 1590-2800 mcd each
STANDARDS	
	CE conformity
OUTPUTS	
	Through I/O module (see separated data sheet)



I/O MODULE

FOR DIVUS CIRCLE AND DIVUS CIRCLE small

TECHNICAL DATA

I/O MODULE	
CHARACTERISTICS	
<p>The I/O module can control external loads such as electric locks (variable load between 250 mA and 1.5A at 12-24V) and standard lightings (12 - 220V). The module is connected via RS 485 to the master DIVUS CIRCLE or CIRCLE small device and is able to execute the commands programmable on the CIRCLE device.</p>	
HARDWARE DESCRIPTION	
SPECIFICATION	
POWER SUPPLY	12-50 V DC 12-35 V AC
OPERATING TEMPERATURE RANGE	-20°C ÷ 70°C
CONNECTIVITY	
RS 485	Max. distance 1km Max Bit rate: 115200 bps Terminal resistance settable via switch
INPUTS/OUTPUTS	
DIGITAL INPUTS	Amount: 4 optoisolated Input type: NPN Type of connection: open-drain, com to GND
OUTPUTS	Amount: 2 Output voltage: 12/24 V DC settable depend on supply voltage board Maximum current deliverable: 1,5 A (total)
RELAYS	Amount: 2 Maximum current: 6A resistive load Maximum tension: 250 VAC, 25 VDC Form C relays are SPDT and break the connection with one throw before making contact with the other (break-before-make)



I/O MODULE

FOR DIVUS CIRCLE AND DIVUS CIRCLE small

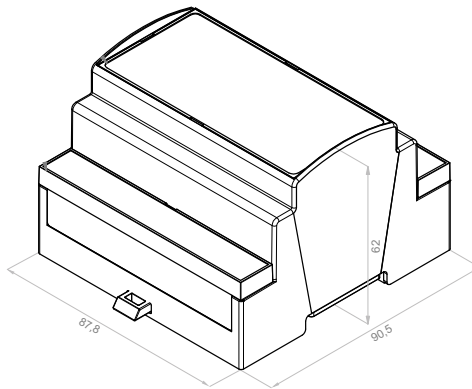
TECHNICAL DATA

I/O MODULE

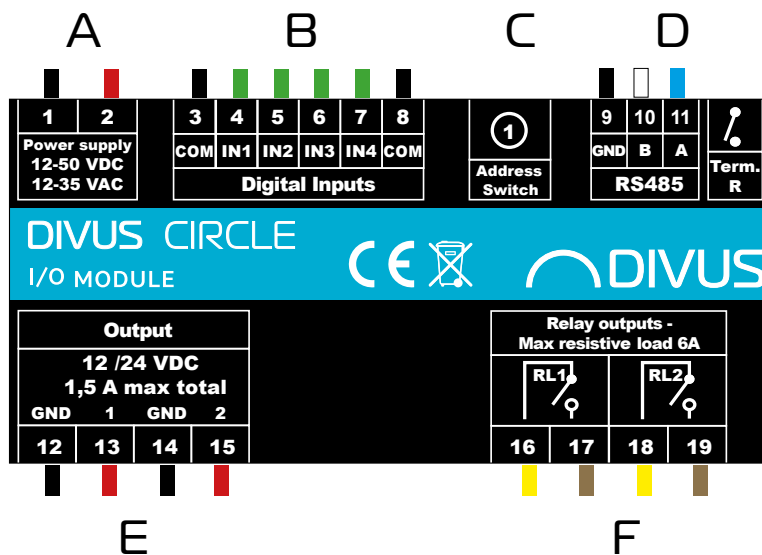
MECHANICAL DESCRIPTION

DIN RAIL MOUNTING BOX

The container for electronic instruments that can be hooked onto the DIN rail (EN60715) has been chosen according to DIN 438880 standards, as shown in the figure. It's a 5 modules unit.



CONNECTION DETAILS



- A. Power supply (reversible)
- B. 4 digital inputs
- C. Rotary switch for modbus address
- D. RS-485 - FTP AWG20/24 cable (Connect the cable shield to GND pin)
- E. 2 Programmable outputs 12/24 VDC (max. 1.5 A total) on both ports
- F. 2 Relay outputs to connect light, FCU, roller shutter motors, any other controlled load